CONNECTION INSTRUCTIONS

8 Zone LED Sync Dimmer and Receiver Guide

ADDRESS SETTING
Use this button to pair Receiver to RF Remote or WiFi Controller.

Top View of Wireless Receiver

Maximum Output
6A x 3CH Max Output
12VDC-216W Max
24VDC-432W Max

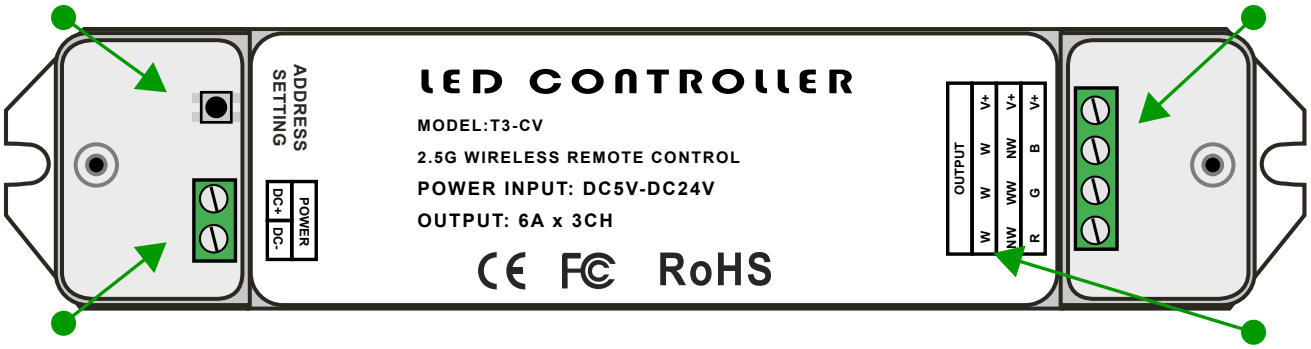

5-24VDC INPUT
Input from 5-24VDC power supply

Single Channel Output
6A x 1CH Max Output
12VDC-72W Max
24VDC-144W Max

T1 Remote



Connecting with Single Color LEDs

Single Color Output
6A x 3CH Max Output
12VDC-72W per channel (x 3 channels)
24VDC-144W per channel (x 3 channels)

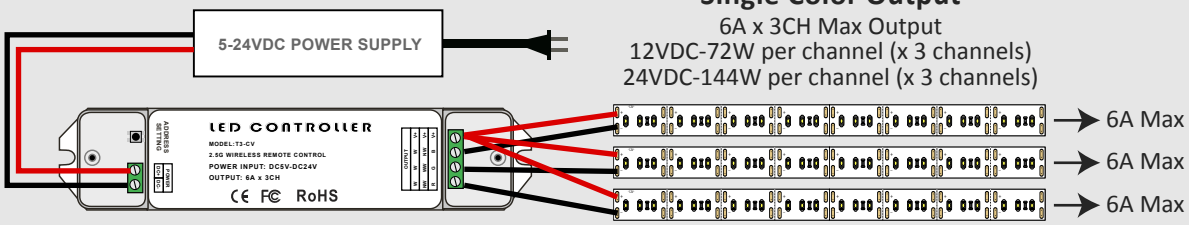

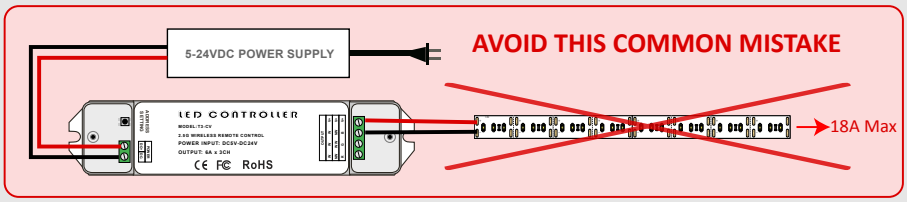

Zone Pairing Instructions

1.) Apply 5-24VDC power to your wireless receiver
2.) Turn on power to your T1 remote
3.) Press the address setting button once on your wireless receiver and let go
4.) The small address setting indicator light will turn solid red
5.) Immedietaly press and hold the zone number on the T1 remote that you wish to pair
6.) Hold until you hear a long beep
7.) The LED light on the T1 remote will flash 3 times
8.) Your wireless receiver is now paired to that zone
9.) Repeat this process for multiple zones and receivers
9.) To un-pair a receiver press and hold the address setting button for 5 seconds until a long beep

Remote control sign	Button	Description
⏻	ON/OFF	• Turn on or turn off the current zone receiver.
25% 50% 75% 100%	BRIGHTNESS SHORTCUT OPTIONS	• Press these 4 keys to adjust the brightness you want rapidly.
☀ ☀	BRIGHTNESS BUTTON	• Press these 2 keys to increase or decrease the brightness in current zone control. • Keep pressing to adjust brightness continuously.
1 2 3 4 5 6 7 8 *	ZONE OPTION BUTTON	• Select one of the zone: Press keys 1-8 on the remote control. • Select multiple zones at once: Press"*+any numeral+*", ex: select 456 as a zone ,should press" *456* ". • All choose(8 zones): Press" * " twice . • when a zone is under inactive state, Press the Zone option button to light up that zone.
M1 M2	SCENE-SAVE BUTTON	• Press for 3 seconds, can record the scene mode in the 8 current zone control. M1 M2 can record tow kinds of scene mode.

EcolocityLED.com
info@EcolocityLED.com
ECOLOCITY LED Lighting Solutions
775-636-6060