CONNECTION INSTRUCTIONS | UB Series Bluetooth 5.0 LED Control System

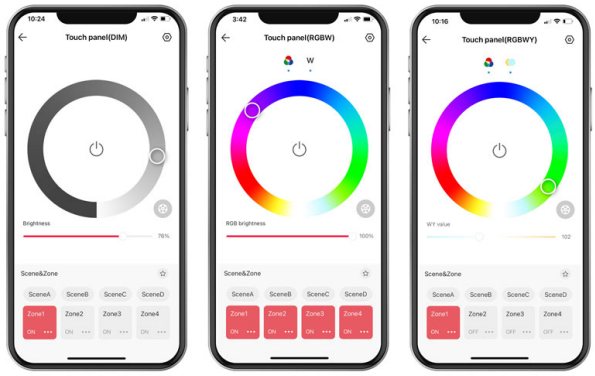

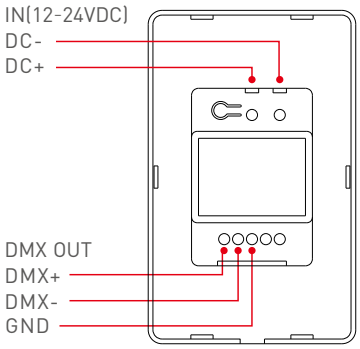

4 Zone Bluetooth Pairing Guide: UB1, UB4, & UB5

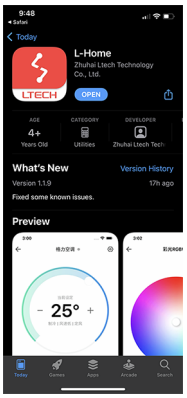

1

Download the *L-Home* application on your smart phone or tablet.

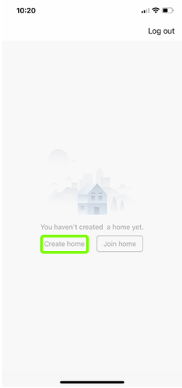

2

Open the app, create a new user account and sign in.

Once signed in press the button that says "Create home"

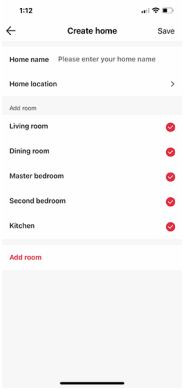

3

Setup your new home how you see fit. You can use the default rooms or create your own.

Home setup can be edited and changed later.

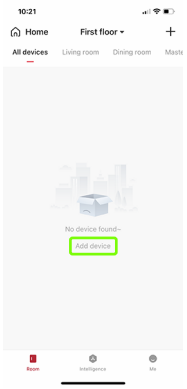

4

Press the "Add device" button to add a new device.

Your UB controller must be powered on with 12VDC or 24VDC power.

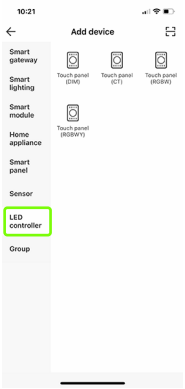

5

Navigate to the "LED Controller" option on the left side of the screen.

Choose the device that you wish to control.

UB1 - (DIM)

UB4 - (RGBW)

UB5 - (RGBWY)

6

Press the "Bluetooth search" button to find your device.

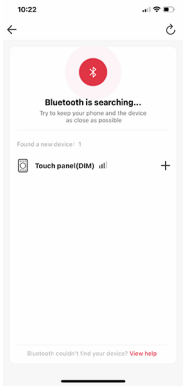

7

Once your device is found press the + button to add it.

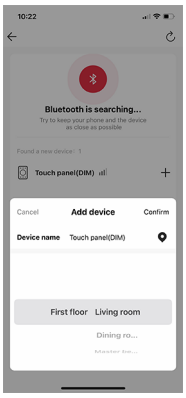

8

Assign the device to the room of your choice.

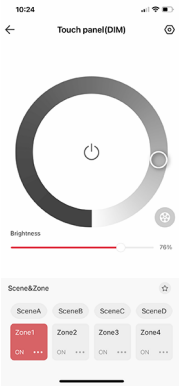

9

Open the device to control your LED lights.

Repeat these steps to additional devices.

1092 Greg Street
Sparks, NV 89431, USA

ECOLOCITY LED LIGHTING SOLUTIONS

ECOLOCITYLED.COM
775-636-6060