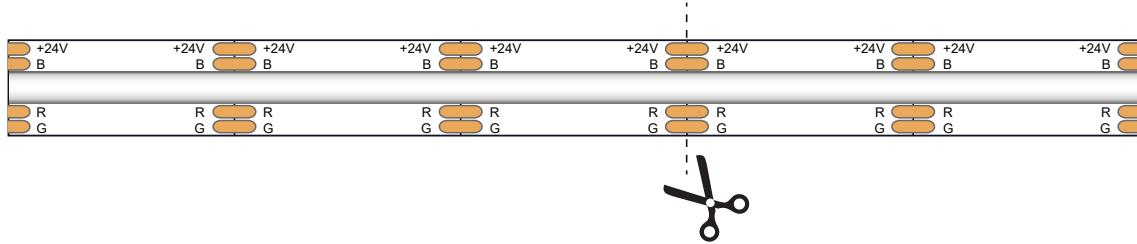


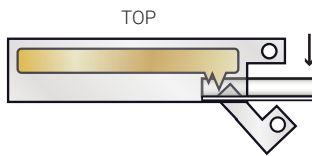
10mm RGB COB 90 Degree Corner Connectors

SKU: RA-BF-RGB-CRN-2

- 1 Cut the strip light on cut line between copper pads.

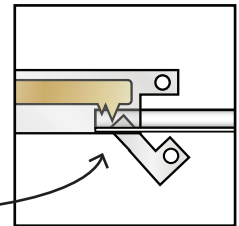


- 2 Pull down the plastic tab.



- 3 Insert Strip Light.

Conductive teeth in connector must be over copper pads of RGB Cob Strip.



- 4 Pinch plastic tab back into place.



- * Repeat steps for other side, be sure to not switch the polarity of the RGB Cob Strip.

1092 Greg Street
Sparks, NV 89431, USA

ECOCITY
LED LIGHTING SOLUTIONS

ECOCITYLED.COM
775-636-6060

These specification are subject to change without notice. This specification information is from the manufacturer of this product. Ecocity LED is not the manufacturer of this product.
Copyright © 2023 Ecocity LED