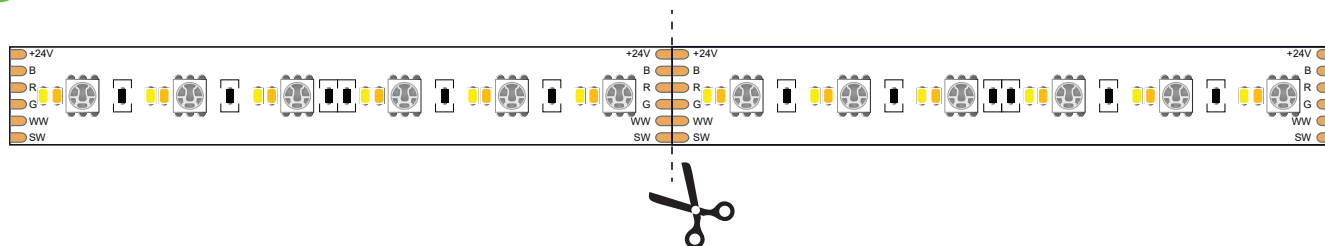



# Ribbon to Wire Connectors - 14mm RGB+CCT Strips

**SKU: RA-DX-RGBTW-RW-2**

- 1 Cut the strip light on cut line between copper pads.



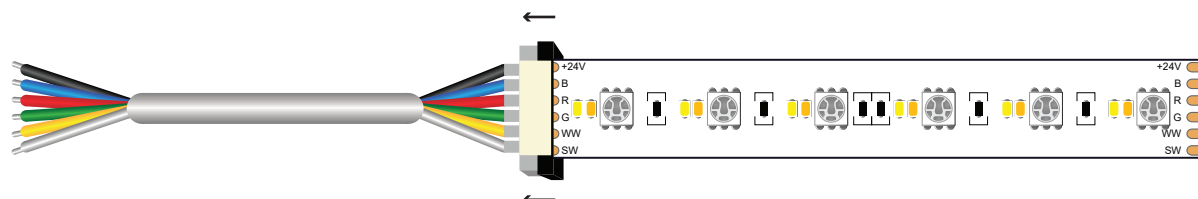
- 2 Pull out black plastic tab.



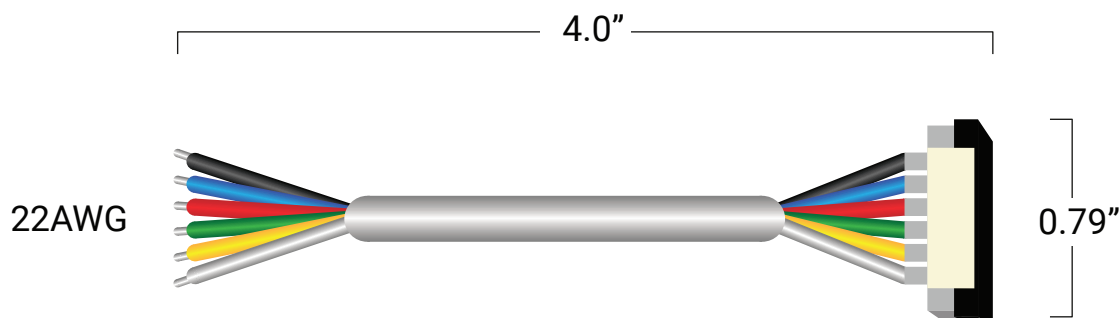

- 3 Insert Strip Light.



- 4 Pinch black plastic tabs back into place.



- \* If connecting from opposite side of the strip light the polarity of the wiring will be reversed, look at marking on strip instead of using wire colors.



1092 Greg Street  
Sparks, NV 89431, USA

**ECOCITY**  
LED LIGHTING SOLUTIONS

ECOCITYLED.COM  
775-636-6060

These specifications are subject to change without notice. This specification information is from the manufacturer of this product. Ecocity LED is not the manufacturer of this product.  
Copyright © 2023 Ecocity LED